


CINCINNATI MACHINES


Omega


HIGH SPEED CNC TURNING CENTERS

Omega provides a wide range of machine options and features including your choice of Spindle Speeds from 3,000 to 6,000 rpm, 6"- 12" Chucks, 11"- 22" Swing, 9"- 18" Cut Diameter, 10"- 48" Centers, 10hp - 20hp, plus your choice of Fanuc or Fagor CNC, a choice of Turret Configurations, plus you can choose Live Tooling, Bar Feeder, and/ or Parts Catchers for high production.




UP TO 6,000 RPM
600 IPM X
1200 IPM Z
SLANT-BED DESIGN
LIVE TOOLING OPTION
TOOL PROBE OPTION





STANDARD FEATURES/EQUIPMENT

- POWER CHUCK
- HARD AND SOFT JAWS
- CUTTING FLUID SYSTEM
- 8/10/12 POSITION POWER TURRET
- TURRET TOOLING SET
- HYDRAULIC TAILSTOCK
- FAGOR 8055/8055i CNC
- CHIP CONVEYOR WITH CHIP CART
- HALOGEN WORK LIGHT
- AUTOMATIC LUBRICATION SYSTEM
- RS-232 PORT



HEAVY-DUTY CASTINGS



MACHINE SPECIFICATIONS

Model	Omega-5	Omega-6	Omega-8
Swing over bed	11.8"	18.9"	22"
Swing over Crossslide	9"	10"	18"
Max Cutting Diameter	9"	10"	18"
Chuck Size	6"	8"/10" Opt	10"/12" Opt
Spindle Speeds	6000rpm	4500/3500rpm Opt	4500/3500rpm Opt
Spindle Nose	A2-5	A2-6	A2-8
Spindle Bore	2.25"	2.44"	3.42/4.0" Opt
Bar Capacity	1.75"	2.0/2.95"Opt	2.95"/3.54
Opt			
Distance between centers	10.8"	15.3"	28.7"/48.8" Opt
X Axis	4.9"+1"	6"+1"	9.44"+1"
Z Axis	10.8"	15.3"	28.7"/48.8" Opt
X Axis Rapid	600 ipm	600 ipm	600 ipm
Z axis Rapid	1200 ipm	1200 ipm	1200 ipm
Turret	Power	Power	Power
Number of Tools	8	8/12 Opt	8/10/12Opt
Tool Shank	78"	1"	1"
Boring Bar Diameter	1"	1.25"	1.5"
Tailstock Quill Taper	#4Mt	#4MT	#5MT
Floor Space	72x52x68"	92x64x68"	112x76x68"
Machine Weight	4400lbs	5500lbs	7260lbs

OPTIONAL FEATURES/EQUIPMENT

- FANUC 0i-TC CNC
- ADDITIONAL HARD AND SOFT JAWS
- VDI POWER TURRET
- ADDITIONAL TURRET TOOLING
- PROGRAMMABLE TAILSTOCK
- BAR FEEDER
- PARTS CATCHER
- AUTOMATIC DOOR
- HIGH PRESSURE COOLANT
- C-AXIS AND LIVE TOOL TURRET

