

CINCINNATI MACHINES

Cincimill

VERTICAL KNEE TYPE MILLING MACHINE



- * 40 TAPER SPINDLE
- * 5 HP SPINDLE DRIVE
- * STANDARD TABLE FEEDS
- * HARD SQUARE WAYS
- * POWER KNEE MOVEMENT
- * 15"X47"X20" TRAVELS
- * HEAVY-DUTY CASTINGS
- * 5000LB MACHINE WEIGHT

Cincinnati Machines Cincinnati

hardened and ground box ways with Turcite on knee and column, power vertical knee movement, 47" table travel, 15" cross travel, 20" vertical knee travel, a


HEAVY-DUTY MEEHANITE CASTINGS



**HARDENED
AND GROUND
BOX WAYS**

**AUTO
LUBE**

EXTRA WIDE 33.5" SADDLE FOR RIGIDITY




DOUBLE ANTI-BACKLASH FEED NUTS

CinciMill SPECIFICATIONS

Table size	11.8X59
Table travel	47
Table feed rate	1-28 ipm
Table rapid	94 ipm
Maximum table load (unrestricted)	1650 lbs
Maximum table load (centered)	2200 lbs
Cross travel	15
Vertical knee travel	20
T-slots	5/8
Ram travel	20
Ram swivel	360°
Quill diameter	4.125
Quill Travel	5
Quill power feed rates	0032, .0017, .0053 (inches per rev)
Head tilt (left to right)	+/-90°
Head tilt (front to back)	fixed
Spindle nose-table	0-20
Spindle C/L to column	7-29
Spindle taper	40 taper
Spindle speeds (rpm)	60-3600
Spindle power	5 hp
Way type	square
Way width	3.9375
Saddle width	33.25
Knee width	15.5
Machine weigh	4950 lbs
Floor space requirements	84Lx62Wx95H

62" front to back

95" high




84" left to right

STANDARD EQUIPMENT

- *40 taper spindle
- *Auto lube
- *Powerfeed table with rapid
- *Power vertical knee movement
- *Flood coolant system
- *Push button pendant on knee
- *Low voltage controls
- *Spindle brake

OPTIONAL ACCESSORIES

- *Powerfeed cross feed
- *Digital readout
- *Chip pan
- *Right angle milling head
- *4", 6", and 8" riser block
- *6" or 8" vise
- *Power drawbar



- *HEAVY-DUTY MEEHANITE CASTINGS
- *AUTOMATIC CENTRAL LUBE
- *POWERFEED TABLE
- *HARDENED & GROUND BOX WAYS

